

COLORADO
SPRINGS
HEALTH
FOUNDATION

Annual Report

cshf.net

Mission

To target immediate healthcare needs and encourage healthy living

Vision

El Paso and Teller Counties are the healthiest in Colorado

Values

Integrity, Stewardship, Collaboration, Innovation, Leadership

History

When the citizens of Colorado Springs voted to lease Memorial Health System to University of Colorado Health in 2012, they also established a health foundation. This historic vote ensured that the proceeds of the lease would benefit the health and wellness of El Paso and Teller County residents for generations to come. Each year, a percentage of the Foundation's assets is awarded in grants to qualified organizations working to improve the community health of El Paso and Teller Counties.

The Foundation was officially established in 2012 and became fully operational in 2015. Grantmaking commenced in 2016.

Trustees

Martha Barton
Kathy Boe
Debbie Chandler
Lynette Crow-Iverson
David Lord

Jon Medved
Mia Ramirez
BJ Scott
Thayer Tutt

Staff

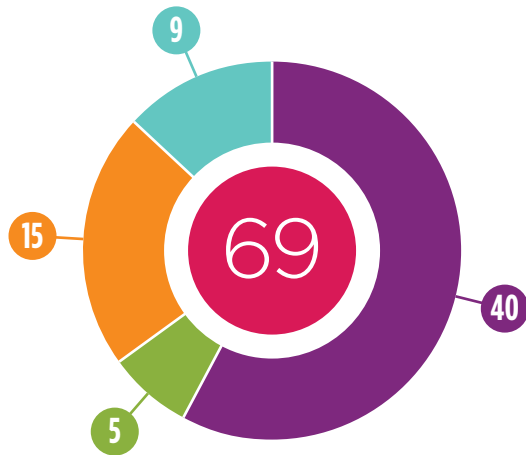
Cari Davis, Executive Director
Jamie Brown, Program Officer

Grant Highlights from 2018

69 grants totaling \$6.8 MM
Total grants awarded in 2018
(some of these were multiyear)

\$3.9MM
Total grants paid out in 2018

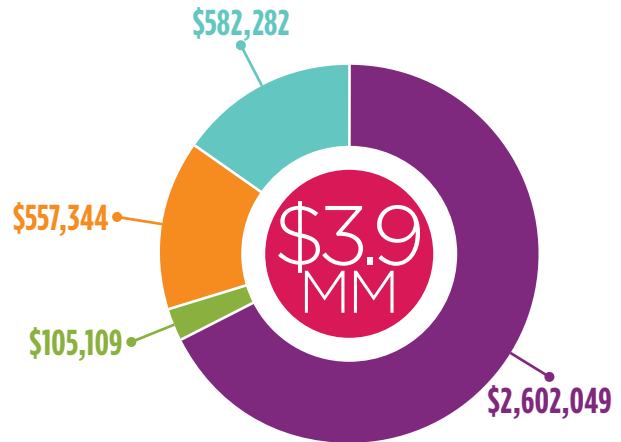
Grants paid out (number) by Funding Focus Area



- Access to Care: 40
- Suicide Prevention: 5
- Healthy Environments: 15
- Preventing/Healing Child Maltreatment-Related Trauma*: 9
- Total: 69

*Preventing/Healing Child Maltreatment-related Trauma is not a funding focus area but was a special funding opportunity offered in 2018.

Grants paid out (\$) by Funding Focus Area



- Access to Care: \$2,602,049
- Suicide Prevention: \$105,109
- Healthy Environments: \$557,344
- Preventing/Healing Child Maltreatment-Related Trauma*: \$582,282
- Total: \$3,846,784

*Preventing/Healing Child Maltreatment-related Trauma is not a funding focus area but was a special funding opportunity offered in 2018.

23 grants (33%) totaling \$1.4 MM (36%)

Grants in support of mental health, substance use treatment and/or suicide prevention

13 grants (19%) totaling \$810K (21%)

Grants to Southeast Colorado Springs-related Efforts

6 grants totaling \$114K

Grants in support of organizational capacity-building/technical assistance

5 grants totaling \$222K

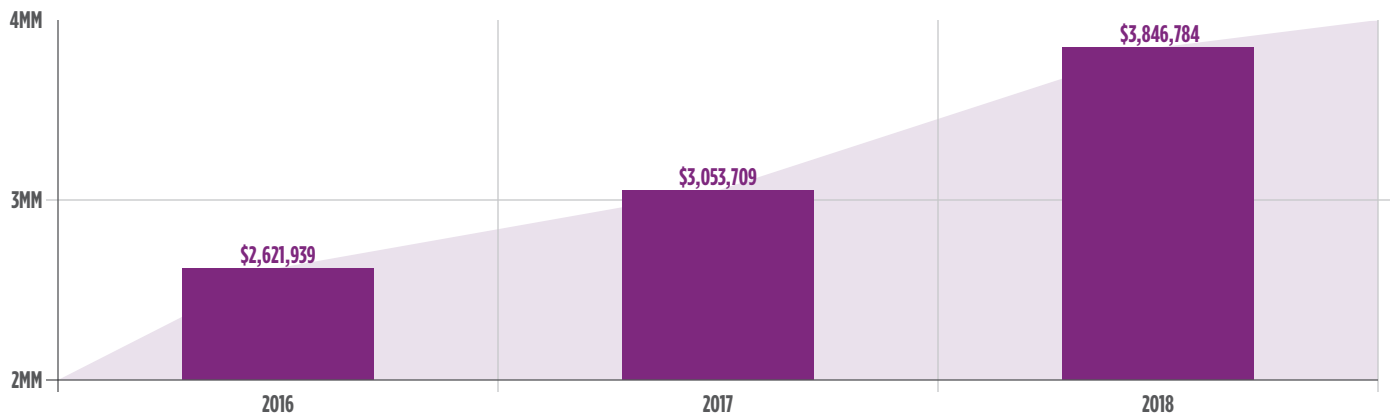
Grants to Teller County-related Efforts

2018 Grantmaking Highlights

- A grant to Medicine Wheel Trail Advocates in support of the creation of the El Pomar Youth Bike Park in the Hillside Neighborhood
- A grant to Memorial Hospital Foundation for its UHealth Community Education Center
- A grant to The Resource Exchange for the development of more culturally competent healthcare for people with intellectual and/or developmental disabilities
- Grants to School Districts 20 and 49 for youth mental health first aid, an element of their suicide prevention strategy.
- A grant to the Military Arts Connection collaboration for its work to connect military service members and their families with art and music-related therapies
- A grant to Community Partnership Family Resource Center in support of their trauma prevention strengthening work in Teller County

Grantmaking to Date (Inception through 2018)

Grants (\$) paid out since inception (year by year)



Community Learning Sessions Hosted

- CSHF's 2017 evaluation findings
- Outcomes from the state legislative session
- Healthy Kids Colorado Survey results for El Paso County
- A Health Equity Skill-Building Workshop

\$ Financials

2018 Financial Position (in thousands)

| Assets | 2018 | 2017 |
|--|------------------|------------------|
| Cash | \$1,884 | \$6,651 |
| Contributions receivable - related party | \$675 | |
| Investments | \$118,477 | \$115,401 |
| Prepaid Expense and other | \$2 | \$2 |
| Total Assets | \$121,039 | \$122,054 |

Liabilities and Net Assets

| Liabilities | | |
|---|------------------|------------------|
| Accounts payable and accrued expenses | \$22 | \$21 |
| Grants payable | \$3,086 | \$- |
| Total Liabilities | \$3,107 | \$21 |
| Net Assets | | |
| Unrestricted | \$117,932 | \$122,033 |
| Total Net Assets | \$117,932 | \$122,033 |
| Total Liabilities and Net Assets | \$121,039 | \$122,054 |

2018 Change in Net Assets (in thousands)

| Revenues, Support and Gains | 2018 | 2017 |
|--|------------------|------------------|
| Contributions and grants | \$10,331 | \$9,220 |
| Investment income (loss), net | \$(7,100) | \$14,375 |
| Total Revenues, support and gains | \$3,231 | \$23,595 |
| Expenses | | |
| Program | \$7,200 | \$3,472 |
| General & administrative | \$132 | \$56 |
| Total Expenses | \$7,332 | \$3,528 |
| Change in net assets | \$(4,101) | \$20,067 |
| Net assets at beginning of year | \$122,033 | \$101,966 |
| Net assets at end of year | \$117,932 | \$122,033 |